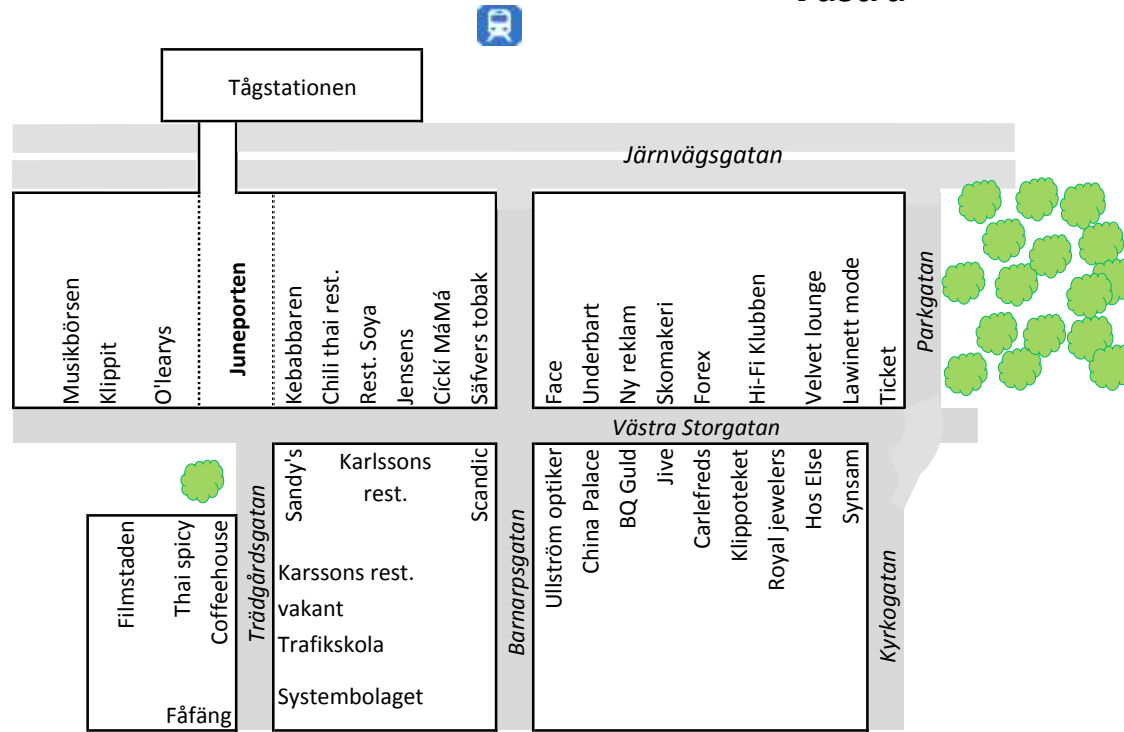




# Jönköping StreetMap

Juni -09

Västra



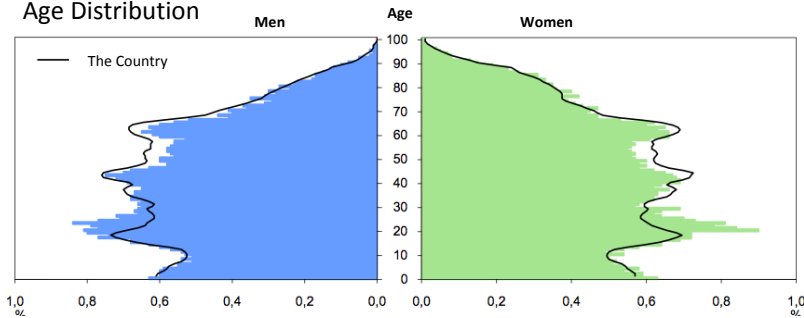
# Jönköping Demography



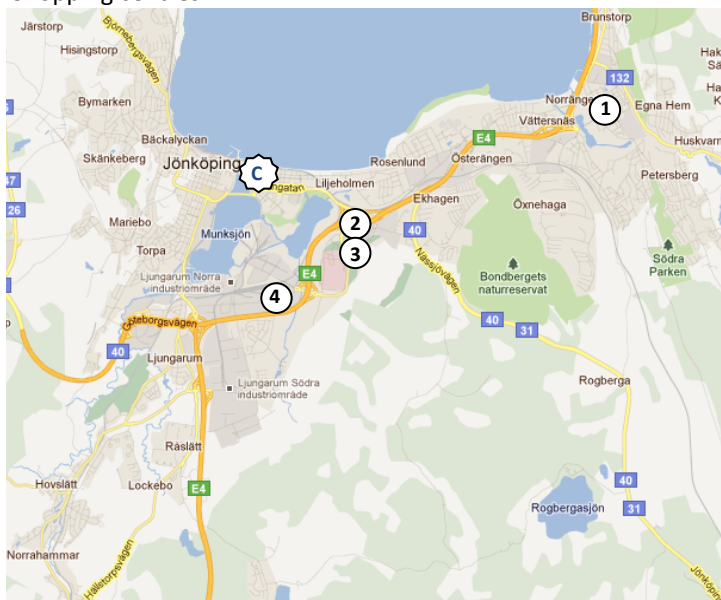
Population	127 382	Sales Infrequent goods msek	5 298
Catchment area	350 000	Sales Common goods msek	3 752
Average Income index	97	Sales Total msek	9 050
Commuting index	103	Index Infrequent goods	140
Average age (Sweden 41,1)	40,2	Index Common goods	96
Students	8 000	Index Total	118



## Age Distribution



## Shopping centres



<b>1. Rosengallerian</b>	
Sales Infrequent goods msek	81
Sales Total msek	134
Visitors mill	2,0
Tenants	25
<b>2. A6</b>	
Sales Infrequent goods msek	1 105
Sales Total msek	1 172
Visitors mill	5,1
Tenants	67
<b>3. A6 Handelsområde</b>	
Sales Infrequent goods msek	1 438*
Sales Total msek	1 711*
Visitors mill	9,5
Tenants	18
<b>4. Solås Center</b>	
Sales Infrequent goods msek	350*
Sales Total msek	400*
Visitors mill	11
Tenants	

## Downtown Jönköping



Sources: Centrumfakta with HUI Research and NCSC, Handeln i Sverige by HUI, SCB & Google Maps

\*Numbers from 2008